

# Geometria Computacional 2D

Ole Peter Smith, IME, UFG, ole@mat.ufg.br

IX Semana da Educação Matemática  
Cidade de Goiás-GO  
21/05/2011

TIAMTOWTDI:  
There is **Always** More Than One Way To Do It!  
*Larry Wall*



# Introdução

- ▶ Quero desenhar Geometria
- ▶ Geometria Analítica
- ▶ Álgebra Linear
- ▶ Geometria Diferencial
- ▶ 2D - caminhando pra 3D
- ▶ Matemáticos e Programação

Uma figura diz mais do que milhares de palavras...



# Ferramentas - Software Livre

- ▶ Livre para: Usar - Ver - Modificar - Redistribuir o código
- ▶ Ferramentas:
  - Biblioteca Gráfica: GD  
<http://www.libgd.org>
  - Linguagem do Programação:  
PHP, C/C++, Perl,...
- ▶ Formatos Gráficos: GIF, PNG
- ▶ Animações: GIF animado
- ▶ Usando PHP: Apache, CGI, PHP

Simplicidade: Economia de Pensamento



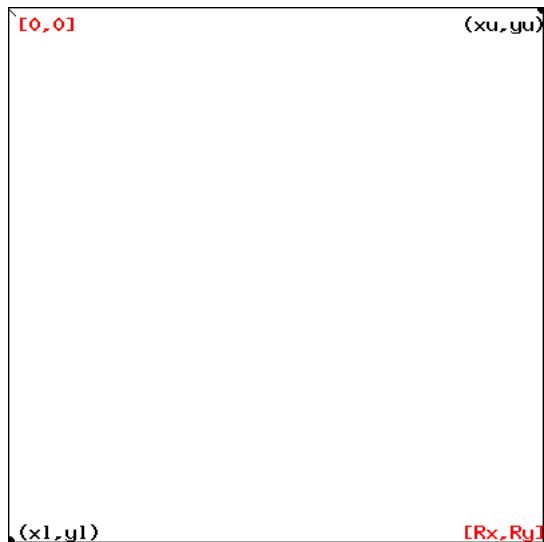
## Canvas

- ▶ Coordenadas Geométricas:  $(x_{LL}, y_{LL})$  à  $(x_{UU}, y_{UU})$ .
- ▶ Resolução:  $(R_x, R_y)$ , ex. 400x400
- ▶ Abra-cadabras:

```
<?php
//Tell we are sending an image
header("Content-type: image/png");
$image = imagecreate (400,400)
           or die ("Cannot Create image");
header("Content-type: image/png");
$bgcolor = imagecolorallocate ($image,255, 255, 255);
$textcolor = imagecolorallocate ($image,0,0,0);
//Draw something and write image
imageline($image,0,1,5,6,$textcolor);
imagepng ($image);
?>
```



$$y = x + 1; \quad 0 \leq x \leq 5$$



## Scaling

- ▶ Problema: Escalonamento
- ▶ Problema: Origem em UR
- ▶ Remédio: Escalonamento

$$(x_l, y_l) \mapsto (0, R_Y) \quad (x_u, y_u) \mapsto (R_X, 0)$$

- ▶ Aplicação *Afim*:

$$\underline{\mathbf{X}} = \begin{pmatrix} X \\ Y \end{pmatrix} = \underline{\mathbf{A}} \underline{\mathbf{x}} + \underline{\mathbf{b}} = \begin{pmatrix} a_x & 0 \\ 0 & a_y \end{pmatrix} \begin{pmatrix} x \\ y \end{pmatrix} + \begin{pmatrix} b_x \\ b_y \end{pmatrix}$$

- ▶ Então:

$$\begin{pmatrix} 0 \\ R_Y \end{pmatrix} = \begin{pmatrix} a_x x_l + b_x \\ a_y y_l + b_y \end{pmatrix} \quad \begin{pmatrix} R_X \\ 0 \end{pmatrix} = \begin{pmatrix} a_x x_u + b_x \\ a_y y_u + b_y \end{pmatrix}$$



## Scaling

- ▶ Subtraindo:

$$\begin{pmatrix} R_x \\ -R_y \end{pmatrix} = \begin{pmatrix} a_x(x_u - x_l) \\ a_y(y_u - y_l) \end{pmatrix}$$

- ▶  $\Leftrightarrow$

$$\begin{pmatrix} a_x \\ a_y \end{pmatrix} = \begin{pmatrix} \frac{R_x}{x_u - x_l} \\ \frac{-R_y}{y_u - y_l} \end{pmatrix}$$

- ▶ Inserindo:

$$\begin{pmatrix} b_x \\ b_y \end{pmatrix} = \begin{pmatrix} R_x - a_x x_u \\ a_y y_u \end{pmatrix} = \begin{pmatrix} R_x - \frac{R_x}{x_u - x_l} x_u \\ \frac{-R_y}{y_u - y_l} y_u \end{pmatrix}$$

- ▶

$$\begin{pmatrix} b_x \\ b_y \end{pmatrix} = \begin{pmatrix} \frac{-R_x}{x_u - x_l} x_l \\ \frac{-R_y}{y_u - y_l} y_u \end{pmatrix}$$



# Globals

```
▶ global $a,$b;  
$a=array(0.0,0.0);  
$b=array(1.0,1.0);  
  
global $R;  
$R=array(400,400);  
  
global $xl,$xu;  
$xl=array(0.0,0.0);  
$xu=array(1.0,1.0);  
  
global $fact,$delta;  
$fact=1.0/40.0;  
$delta=array($fact*$R[0],$fact*$R[1]);
```





## Init Geo

```
▶ function InitGeo()
{
  global $a,$b,$x1,$xu,$R;
  $a=array
  (
    (1.0*$R[0])/($xu[0]-$x1[0]),
    (-1.0*$R[1])/($xu[1]-$x1[1])
  );
  $b=array
  (
    1.0*$R[0]-$a[0]*$xu[0],
    -$a[1]*$xu[1]
  );
}
```



# Init Image Object

```
▶ function InitImage()
{
  //Produce the image
  header("Content-type:  image/png");

  global $R;
  $image = imagecreate ($R[0]+1,$R[1]+1)
           or die ("Cannot Create image");

  //First color allocated is background (white)
  imagecolorallocate ($image,255, 255, 255);

  return $image;
}
```



# Scale Point

```
▶ function ScalePoint($p)
{
    global $a,$b;

    $pp=array();
    for ($i=0;$i<2;$i++)
    {
        $pp[$i]=$a[$i]*$p[$i]+$b[$i];
    }

    return $pp;
}
```



# Draw Point

```
▶ function DrawPoint($image,$p,$color,$r=10)
{
    $pp=ScalePoint($p);
    imagefilledarc($image,$pp[0],$pp[1],
                  $r,$r,0,360,$color,0);
}
```




# First Image

```
▶ function Fig2()  
{  
  $image = InitImage();  
  //Black  
  $textcolor = imagecolorallocate ($image,0,0,0);  
  
  InitGeo();  
  
  $pc=array(0.5,0.5);  
  DrawPoint($image,$pc,$textcolor);  
  
  imagepng ($image);  
}
```



# First Image




## Second Image

```
▶ $p0=array(0.0,0.0);  
  $p1=array(1.0,0.0);  
  $p2=array(1.0,1.0);  
  $p3=array(0.0,1.0);  
  $pc=array(0.5,0.5);
```

```
DrawPoint($image,$p0,$textcolor);  
DrawPoint($image,$p1,$textcolor);  
DrawPoint($image,$p2,$textcolor);  
DrawPoint($image,$p3,$textcolor);  
DrawPoint($image,$pc,$textcolor);
```



# Second Image





# Criando uma Margem

- ▶ Problema: Pontos perdo das bordas
- ▶ Solução:

$$\begin{pmatrix} \delta_x \\ R_y \end{pmatrix} = \begin{pmatrix} a_x x_l + b_x \\ a_y y_l + b_y \end{pmatrix} \quad \begin{pmatrix} R_x \\ \delta_y \end{pmatrix} = \begin{pmatrix} a_x x_u + b_x \\ a_y y_u + b_y \end{pmatrix}$$

- ▶ Resultado:

$$\begin{pmatrix} a_x \\ a_y \end{pmatrix} = \begin{pmatrix} \frac{R_x - 2\delta_x}{x_u - x_l} \\ \frac{2\delta_y - R_y}{y_u - y_l} \end{pmatrix}$$



$$\begin{pmatrix} b_x \\ b_y \end{pmatrix} = \begin{pmatrix} R_x - \delta_x - a_x x_u \\ \delta_y - a_y y_u \end{pmatrix}$$



# Criando uma Margem

```


▶ function InitGeo()
{
  global $a,$b,$x1,$xu,$R;

  $delta=array(1.0/40.0*$R[0],1.0/40.0*$R[1]);
  $a=array
  (
    (1.0*$R[0]-2.0*$delta[0])/($xu[0]-$x1[0]),
    (2.0*$delta[1]-1.0*$R[1])/($xu[1]-$x1[1])
  );
  $b=array
  (
    1.0*$R[0]-1.0*$delta[0]-$a[0]*$xu[0],
    1.0*$delta[1]-$a[1]*$xu[1]
  );
}

```



# Second Image - again



# Segmento da Reta

- ▶ Equação de uma reta,  $l: ax + by = c$ ;  $a, b, c \in \mathbb{R}$
- ▶ Vetor normal

$$\underline{\mathbf{n}} = \widehat{\underline{\mathbf{v}}} = \begin{pmatrix} a \\ b \end{pmatrix}$$

- ▶ Vetor direcional

$$\underline{\mathbf{v}} = \begin{pmatrix} -b \\ a \end{pmatrix}$$

- ▶ Parametrização,  $\underline{\mathbf{r}}_0 \in l$ :

$$\underline{\mathbf{r}} = \underline{\mathbf{r}}_0 + t\underline{\mathbf{v}}, \quad t \in \mathbb{R}$$

- ▶

$$\begin{pmatrix} x \\ y \end{pmatrix} = \begin{pmatrix} x_0 \\ y_0 \end{pmatrix} + t \begin{pmatrix} -b \\ a \end{pmatrix}$$



# DrawLine

```
▶ function DrawLine($image,$p1,$p2,$color,$r=0)
{
    $pp1=ScalePoint($p1);
    $pp2=ScalePoint($p2);

    if ($r>0)
    {
        DrawPoint($image,$p1,$color,$r);
        DrawPoint($image,$p2,$color,$r);
    }

    imageline($image,$pp1[0],$pp1[1],$pp2[0],$pp2[1],$color)
}
```



# Segmento da Reta

```
▶ function DrawFrameDiags($image,$color)
{
    global $xl,$xu;


    $xul=array($xu[0],$xl[1]);
    $xlu=array($xl[0],$xu[1]);

    DrawLine($image,$xl,$xul,$color);
    DrawLine($image,$xul,$xu,$color);
    DrawLine($image,$xu,$xlu,$color);
    DrawLine($image,$xlu,$xl,$color);

    DrawLine($image,$xl,$xu,$color);
    DrawLine($image,$xul,$xlu,$color);
}
```



# Retas



# Círculo - Elipse

- ▶ Equação:

$$(x - x_c)^2 + (y - y_0)^2 = r^2$$

- ▶ Parametrização:

$$\begin{pmatrix} x \\ y \end{pmatrix} = \begin{pmatrix} x_c + r \cos t \\ y_c + r \sin t \end{pmatrix}; \quad t \in [0, 2\pi[$$

- ▶ Equação:

$$\left(\frac{x - x_c}{a}\right)^2 + \left(\frac{y - y_c}{b}\right)^2 = 1$$

- ▶ Parametrização:

$$\begin{pmatrix} x \\ y \end{pmatrix} = \begin{pmatrix} x_c + a \cos t \\ y_c + b \sin t \end{pmatrix}; \quad t \in [0, 2\pi[$$





# Círculo - Elipse

- ▶ Círculo em  $\underline{r}_c = (\frac{1}{2}, \frac{1}{2})$ ,  $r = \frac{1}{4}$
- ▶ `imageellipse($image,int $xc,int $yc,  
int $a,int $b,$color)`
- ▶ `ScalePoint( $\underline{r}_c$ )` - E  $r$ ? Hm!
- ▶ `function ScaleVector($p)`  

```
{
  global $a,$b;
  $pp=array();
  for ($i=0;$i<2;$i++)
  {
    $pp[$i]=$a[$i]*$p[$i];
  }

  return $pp;
}
```



# Vector

```
▶ function Vector($p1,$p2)
{
  $p=array();
  for ($i=0;$i<2;$i++)
  {
    $p[$i]=$p2[$i]-$p1[$i];
  }
  return $p;
}
```



## Comprimeto - 2-Norm

```
▶ function Length($p1,$p2)
{
  $p=Vector($p1,$p2);
  $len=0.0;
  for ($i=0;$i<2;$i++)
  {
    $len+=$p[$i]*$p[$i];
  }
  return sqrt($len);
}
```




## Círculo

- ▶ `$pc=array(0.5,0.5);`  
`$p1=array(0.75,0.5);`  
`$p2=array(0.5,0.75);`  
  
`$v1=ScaleVector( Vector($pc,$p1) );`  
`$v2=ScaleVector( Vector($pc,$p2) );`  
  
`$a=Length($v1);`  
`$b=Length($v2);`  
`$ppc=ScalePoint($pc);`  
  
`imageellipse($image,$ppc[0],$ppc[1],$a,$b,$textcolor);`
- ▶ Ugly - Feio!



# Círculo



# Curva Paramétrica



$$\underline{\mathbf{r}}(\tau) = \begin{pmatrix} x(\tau) \\ y(\tau) \end{pmatrix}; \quad \tau \in I = [t, T]$$

- ▶ Divide  $I$  em  $n$  intervalos:

$$\tau_0, \tau_1, \dots, \tau_n$$



$$\Delta = \frac{T - t}{n}$$

- ▶  $\tau_0 = t$   
 $i = 1, \dots, n:$

$$\tau_i = \tau_{i-1} + \Delta$$

- ▶ Segmentos:  $\underline{\mathbf{r}}(\tau_{i-1})$  à  $\underline{\mathbf{r}}(\tau_i)$



## Elipse

```
▶ function Ellipse($n,$pc,$a,$b)
{
    $dt=2*pi()/(1.0*($n-1));

    $r=array();
    for ($t=0.0,$m=0;$m<=$n;$m++)
    {
        $r[$m]=array
        (
            $pc[0]+$a*cos($t),
            $pc[1]+$b*sin($t)
        );
    }

    return $r;
}
```



# Poligone

► function

```
DrawPolygon($image,$ps,$color,$close=FALSE,$r=0)
{
  for ($n=0;$n<count($ps)-1;$n++)
  {
    DrawLine($image,$ps[$n],$ps[$n+1],$color,$r);
  }

  if ($close)
  {
    DrawLine($image,$ps[count($ps)-1],$ps[0],
              $color,$r);
  }
}
```





## Elipse

- ▶ Elipse em  $(\frac{1}{2}, \frac{1}{2})$  - semi-eixos:  $(\frac{1}{2}, \frac{1}{4})$

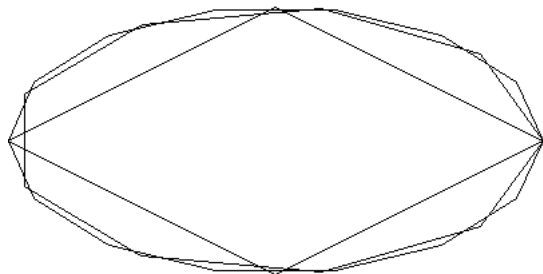


$$\begin{pmatrix} x \\ y \end{pmatrix} = \begin{pmatrix} \frac{1}{2} + \frac{1}{2} \cos t \\ \frac{1}{2} + \frac{1}{4} \sin t \end{pmatrix}; \quad t \in [0, 2\pi[$$

- ▶ `n=5;`  
`for (k=1;k<4;k++)`  
`{`  
`ps=Ellipse(n*k,array(0.5,0.5),0.5,0.25);`  
  
`pps=ScalePoints(ps);`  
`DrawPolygon(image,pps,textcolor,10);`  
`}`




# Eclipse



# Colors

- ▶ RGB: Red - Green - Blue
- ▶ CMYK: Cyan - Magenta- Yellow - Key (Black)



## RGB

- ▶ Cubo:  $[0, 255] \times [0, 255] \times [0, 255]$
- ▶ Black:  $(0, 0, 0)$
- ▶ White:  $(255, 255, 255)$
- ▶ Red:  $(255, 0, 0)$
- ▶ Green:  $(0, 255, 0)$
- ▶ Blue:  $(0, 0, 255)$

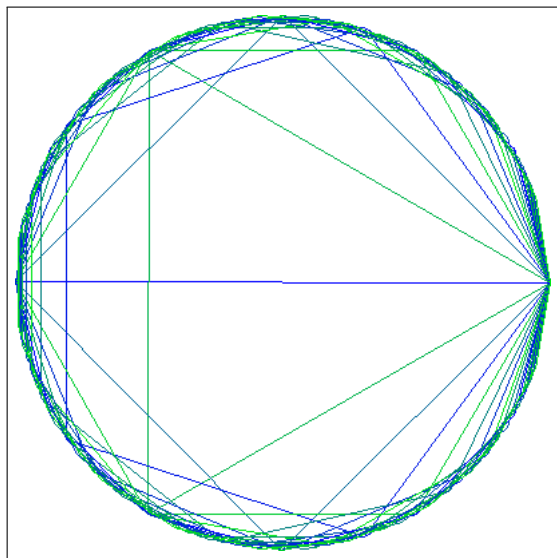


# Playing

- ▶ `$colors=array`  
`(`  
`imagecolorallocate ($image,0,0,0),//Black`  
`imagecolorallocate ($image,255,0,0),//Red`  
`imagecolorallocate ($image,0,255,0),//Green`  
`imagecolorallocate ($image,0,0,255)//Blue`  
`);`  
`$n=2;`  
`for ($k=1;$k<=20;$k++)`  
`{`  
`$ps=Ellipse($n*$k,array(0.5,0.5),0.5,0.5);`  
`$pps=ScalePoints($ps);`  
`DrawPolygon($image,$ps,`  
`$colors[ ($k%3)+1 ]); // RGB`  
`}`



# Polígonos



# Combinação Linear

```
▶ function
LinearCombination($dim,$alpha,$v1,$beta,$v2)
{
    $v=array();
    for ($i=0;$i<$dim;$i++)
    {
        $v[$i]=$alpha*$v1[$i]+$beta*$v2[$i];
    }

    return $v;
}
```



# Combinação Convexa

```
▶ function ConvexCombination($dim,$alpha,$v1,$v2)
{
  return LinearCombination($dim,
                           $alpha,$v1,1.0-$alpha,$v2);
}
```





# Combinação Convexa de Cores

```
▶ $colors=array
  (
    array(255,0,0),
    array(0,255,0),
    array(0,0,255),
    array(0,255,255)
  );

$nfig=1;
for ($i=0;$i<count($colors);$i++)
{
  for ($j=$i+1;$j<count($colors);$j++)
  {
    $n=20;
    for ($k=3;$k<=$n;$k++)
    {
```



# Combinação Convexa de Cores

```


▶      $alpha=255.0*($k-3)/(1.0*$n);
      $ps=Ellipse($k,array(0.5,0.5),0.5,0.5);
      $pps=ScalePoints($ps);
      $color=ConvexCombination(3,
      $alpha,$colors[$i],$colors[$j]);
      $color=imagecolorallocate ($image,
      $color[0],$color[1],$color[2]);
      DrawPolygon($image,$pps,$color,TRUE,10);
    }

    ShowImage ($image,"Fig9_-$nfig.png");
    $nfig++;
  }
}

```



## Polígonos



# Transformações

- ▶ Linear

$$f(\underline{\mathbf{x}}) = \underline{\mathbf{A}} \underline{\mathbf{x}}$$

$$f(\underline{\mathbf{x}} + \underline{\mathbf{y}}) = f(\underline{\mathbf{x}}) + f(\underline{\mathbf{y}})$$

$$f(\lambda \underline{\mathbf{x}}) = \lambda f(\underline{\mathbf{x}})$$

- ▶  $\mathbf{A}$  regular,  $\det \underline{\mathbf{A}} \neq 0$ :

$$f^{-1}(\underline{\mathbf{x}}) = \underline{\mathbf{A}}^{-1} \underline{\mathbf{x}}$$

- ▶ Afim  $\subset$  Linear

$$f(\underline{\mathbf{x}}) = \underline{\mathbf{A}} \underline{\mathbf{x}} + \underline{\mathbf{b}}$$

$$f(\underline{\mathbf{x}} + \underline{\mathbf{y}}) \neq f(\underline{\mathbf{x}}) + f(\underline{\mathbf{y}})$$

$$f(\lambda \underline{\mathbf{x}}) \neq \lambda f(\underline{\mathbf{x}})$$

- ▶  $\mathbf{A}$  regular:

$$f^{-1}(\underline{\mathbf{x}}) = \underline{\mathbf{A}}^{-1} \underline{\mathbf{x}} - \underline{\mathbf{b}}$$



# Translação

- ▶ Translação  $\underline{t}$ :

$$T(\underline{p}) = \underline{p} + \underline{t}$$

$$T^{(n)}(\underline{p}) = \underline{p} + n\underline{t}, \quad n \in \mathbb{Z}$$

Ñ linear, mas afim! Merda!!!

- ▶ 

```
function Translate(t,p)
{
  $pp=array();
  for ($i=0;$i<2;$i++)
  {
    $pp[$i]=$p[$i]+$t[$i];
  }

  return $pp;
}
```



## Escalonamento

- ▶ Fatores  $\lambda_x \neq 0, \lambda_y \neq 0$ :

$$S(\underline{\mathbf{p}}) = \begin{pmatrix} \lambda_x x & 0 \\ 0 & \lambda_y y \end{pmatrix} \underline{\mathbf{p}}$$

$$S^{(n)}(\underline{\mathbf{p}}) = \begin{pmatrix} \lambda_x^n x & 0 \\ 0 & \lambda_y^n y \end{pmatrix} \underline{\mathbf{p}}, \quad n \in \mathbb{Z}$$

Linear!

- ▶ 

```
function Scale($lambdax,$lambday,$p)
{
  return array($lambdax*$p[0],$lambday*$p[1]);
}
```



# Rotação

- ▶ Ângulo  $\theta$ :

$$R(\underline{\mathbf{p}}) = \begin{pmatrix} \cos \theta & -\sin \theta \\ \sin \theta & \cos \theta \end{pmatrix} \underline{\mathbf{p}}$$

$$R^{(n)}(\underline{\mathbf{p}}) = \begin{pmatrix} \cos n\theta & -\sin n\theta \\ \sin n\theta & \cos n\theta \end{pmatrix} \underline{\mathbf{p}}, \quad n \in \mathbb{Z}$$

Linear!

- ▶ 

```
function Rotate($theta,$p)
{
  return array
  (
    cos($theta)*$p[0]-sin($theta)*$p[1],
    sin($theta)*$p[0]+cos($theta)*$p[1]
  );
}
```



# Projeção

- ▶ Ângulo  $\theta$ ,  $\underline{e} = (\cos \theta, \sin \theta)$ :

$$P(\underline{p}) = (\underline{e} \cdot \underline{p})\underline{e} = (p_x \cos \theta + p_y \sin \theta) \begin{pmatrix} \cos \theta \\ \sin \theta \end{pmatrix} =$$

$$\begin{pmatrix} \cos^2 \theta & \cos \theta \sin \theta \\ \cos \theta \sin \theta & \sin^2 \theta \end{pmatrix} \underline{p} = \frac{1}{2} \begin{pmatrix} 1 + \cos 2\theta & \sin 2\theta \\ \sin 2\theta & 1 - \cos 2\theta \end{pmatrix} \underline{p}$$

Linear, singular

- ▶ *Idempotente*:

$$P^{(2)}(\underline{p}) = P((\underline{e} \cdot \underline{p})\underline{e}) = \underline{e} \cdot ((\underline{e} \cdot \underline{p})\underline{e})\underline{e} = (\underline{e} \cdot \underline{p})\underline{e} = P(\underline{p})$$

- ▶ Por indução:

$$P^{(n)}(\underline{p}) = P(\underline{p}) \quad n \in \mathbb{N}$$





# Projeção

- ▶ Corolário:

$$\begin{pmatrix} \cos^2 \theta & \cos \theta \sin \theta \\ \cos \theta \sin \theta & \sin^2 \theta \end{pmatrix}^n = \begin{pmatrix} \cos^2 \theta & \cos \theta \sin \theta \\ \cos \theta \sin \theta & \sin^2 \theta \end{pmatrix}$$

- ▶ 

```
function Project($theta,$p)
{
  return array
  (
    cos($theta)*cos($theta)*$p[0]+,
    sin($theta)*cos($theta)*$p[1],
    sin($theta)*cos($theta)*$p[0]+
    sin($theta)*sin($theta)*$p[1]
  );
}
```



## Reflexão

- Ângulo  $\theta$ ,  $\underline{e} = (\cos \theta, \sin \theta)$ :

$$\underline{p} = \underline{p}_{\parallel} + \underline{p}_{\perp}$$

$$\underline{p}_{\parallel} = (\underline{e} \cdot \underline{p})\underline{e}$$

$$\underline{p}_{\perp} = \underline{p} - (\underline{e} \cdot \underline{p})\underline{e}$$

$$R(\underline{p}) = \underline{p}_{\parallel} - \underline{p}_{\perp} = 2(\underline{e} \cdot \underline{p})\underline{e} - \underline{p} =$$

$$2(p_x \cos \theta + p_y \sin \theta) \begin{pmatrix} \cos \theta \\ \sin \theta \end{pmatrix} - \begin{pmatrix} p_x \\ p_y \end{pmatrix} =$$

$$\begin{pmatrix} 2 \cos^2 \theta - 1 & 2 \sin \theta \cos \theta \\ 2 \sin \theta \cos \theta & 2 \sin^2 \theta - 1 \end{pmatrix} \begin{pmatrix} p_x \\ p_y \end{pmatrix} =$$

$$\begin{pmatrix} \cos 2\theta & \sin 2\theta \\ \sin 2\theta & -\cos 2\theta \end{pmatrix} \begin{pmatrix} p_x \\ p_y \end{pmatrix}$$



## Reflexão

- ▶ Corolário:

$$\begin{pmatrix} \cos 2\theta & \sin 2\theta \\ \sin 2\theta & -\cos 2\theta \end{pmatrix}^2 = \mathbb{I}$$

- ▶ 

```
function Relect($theta,$p)
{
  return array
  (
    cos(2$theta)*$p[0]+,
    sin(2$theta)*$p[1],
    sin(2$theta)2*$p[0]+
    -cos(2$theta)*$p[1]
  );
}
```



# Hipérbole

- ▶ Equação:

$$\left(\frac{x - x_c}{a}\right)^2 - \left(\frac{y - y_c}{b}\right)^2 = 1 \quad \left(\frac{y - y_c}{b}\right)^2 - \left(\frac{x - x_c}{a}\right)^2 = 1$$

- ▶ Hiperbólicas

$$\cosh t = \frac{e^t + e^{-t}}{2} \quad \sinh t = \frac{e^t - e^{-t}}{2}$$

- ▶

$$\cosh^2 t - \sinh^2 t = 1$$

$$\cosh 2t = \cosh^2 t + \sinh^2 t = 2 \cosh^2 t - 1 = 2 \sinh^2 t + 1$$

- ▶ Parametrização:

$$\begin{pmatrix} x \\ y \end{pmatrix} = \begin{pmatrix} x_c + a \cosh t \\ y_c + b \sinh t \end{pmatrix}; \quad t \in \mathbb{R}$$



# Hipérbole

```
▶ function Hiperbola($n,$pc,$a,$b)
{
  $wdt=4.0;
  $dt=$wdt/(1.0*($n-1));
  $r=array();
  for ($t=-$wdt/2.0,$m=0;$m<=$n;$m++)
  {
    $r[$m]=array
    (
      $pc[0]+$a*cosh($t),
      $pc[1]+$b*sinh($t)
    );
    $t+=$dt;
  }
  return $r;
}
```



## Hipérbole

```

▶ global $xl,$xu;
   $xl=array(-2.0,-2.0);
   $xu=array(2.0,2.0);
   $image = InitImage();
   InitGeo();
   $color=imagecolorallocate ($image,0,0,0);
   $ps=Hiperbola(50,array(0.0,0.0),1.0,1.0);
   $pps=array();
   for ($n=0;$n<count($ps);$n++)
   {
       $pps[$n]=Reflect(pi()/2.0,$ps[$n]);
   }
   DrawPolygon($image,$ps,$color,FALSE,10);
   DrawPolygon($image,$pps,$color,FALSE,10);

```



# Hipérbole



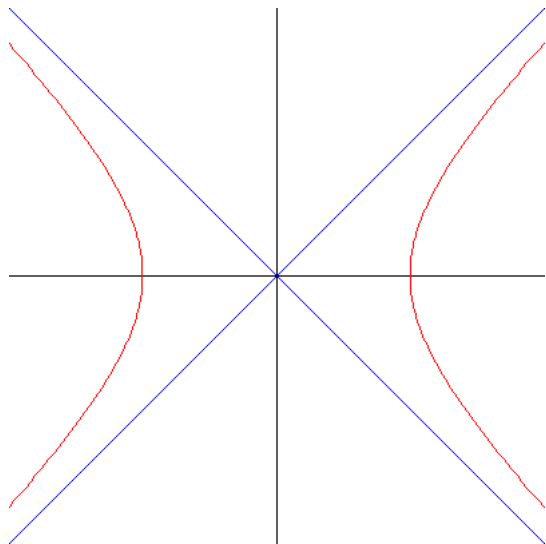
```
DrawLine($image, array(-2.0, 0.0), array(2.0, 0.0), $black);  
DrawLine($image, array(0.0, -2.0), array(0.0, 2.0), $black);
```

```
DrawLine($image, array(-2.0, -2.0), array(2.0, 2.0), $blue);  
DrawLine($image, array(2.0, -2.0), array(-2.0, 2.0), $blue);
```

```
DrawPolygon($image, $ps, $red, FALSE, 10);  
DrawPolygon($image, $pps, $red, FALSE, 10);
```



# Hiperbole





# Hipérbole Escalonado

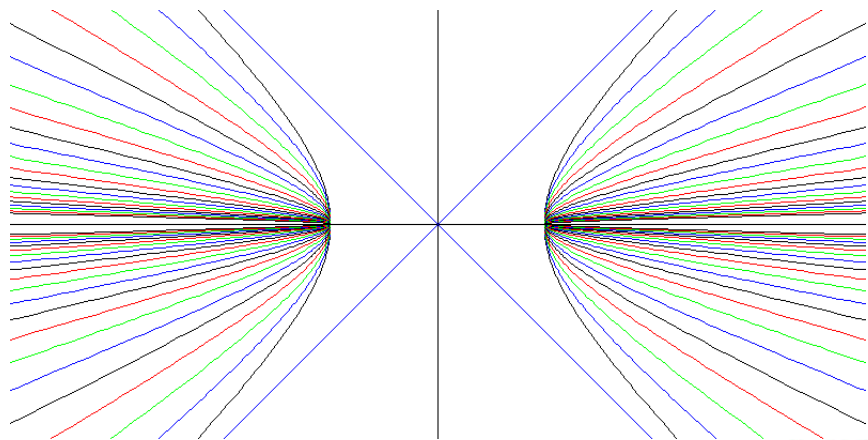
```

▶ $v=1.0;$a=1.0/1.2;
  $pss=array();
  $ppss=array();
  for ($k=0;$k<=20;$k++)
  {
    for ($n=0;$n<count($ps);$n++)
    {
      $pss[$n]=Scale(1.0,$v,$ps[$n]);
      $ppss[$n]=Scale(1.0,$v,$pps[$n]);
    }
    DrawPolygon($image,$pss,
                $colors[$k%4],FALSE,10);
    DrawPolygon($image,$ppss,
                $colors[$k%4],FALSE,10);
    $v*=$a;
  }

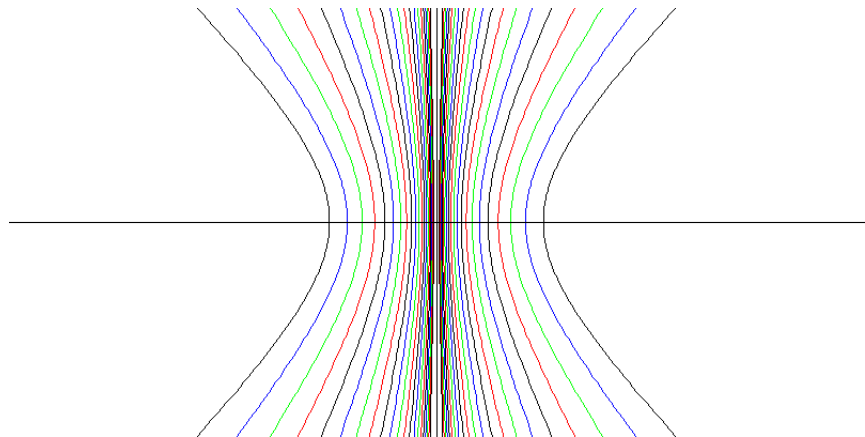
```



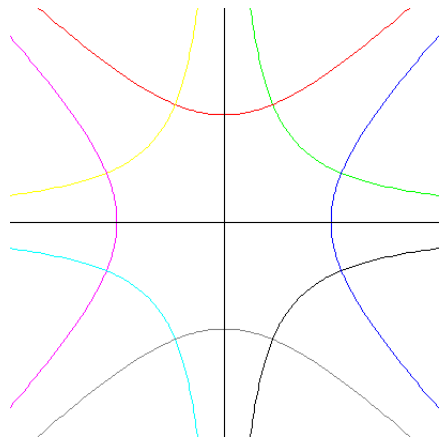
# Hipérbole Escalonado



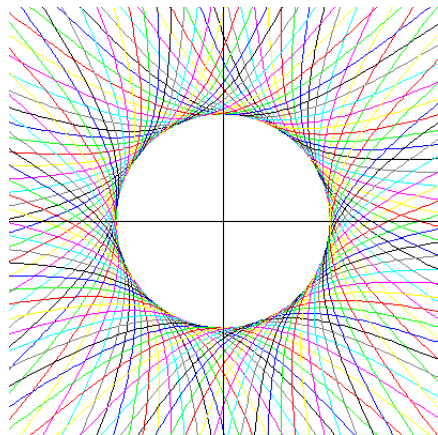
# Hiperbole Escalonado




# Hipérbole Rotacionado



# Hiperbole Rotacionado



# Hiperbole Rotacionado



# Rotação pelo $\underline{p}_c$

- ▶ Translar centro  $\underline{p}_c$  até origem
- ▶ Rotacione
- ▶ Translar de volta
- ▶ Translação não linear...
- ▶ Esdrúxula...



# Rotational pelo $\underline{p}_c$

- ▶ Geometria Projetiva



$$\begin{pmatrix} x \\ y \\ 1 \end{pmatrix} \mapsto \begin{pmatrix} x \\ y \\ 1 \end{pmatrix} \mapsto \begin{pmatrix} x' \\ y' \\ z' \end{pmatrix} \mapsto \begin{pmatrix} \frac{x'}{z'} \\ \frac{y'}{z'} \\ 1 \end{pmatrix} \mapsto \begin{pmatrix} \frac{x'}{z'} \\ \frac{y'}{z'} \end{pmatrix}$$

$z' \neq 0$ .  $z' = 0$ : Ponto no infinito

- ▶ Olhar o plano:  $z = 1$  do origem



$$\begin{pmatrix} 1 & 0 & t_1 \\ 0 & 1 & t_2 \\ 0 & 0 & 1 \end{pmatrix} \begin{pmatrix} x \\ y \\ 1 \end{pmatrix} = \begin{pmatrix} x + t_1 \\ y + t_2 \\ 1 \end{pmatrix}$$

Transla!





## Geometria Projetiva



$$\begin{pmatrix} \cos \theta & -\sin \theta & 0 \\ \sin \theta & \cos \theta & 0 \\ 0 & 0 & 1 \end{pmatrix} \begin{pmatrix} x \\ y \\ 1 \end{pmatrix} = \begin{pmatrix} x \cos \theta - y \sin \theta \\ x \sin \theta + y \cos \theta \\ 1 \end{pmatrix}$$

Rotacional!



$$\begin{pmatrix} \lambda_x & 0 & 0 \\ 0 & \lambda_y & 0 \\ 0 & 0 & 1 \end{pmatrix} \begin{pmatrix} x \\ y \\ 1 \end{pmatrix} = \begin{pmatrix} \lambda_x x \\ \lambda_y y \\ 1 \end{pmatrix}$$

Escalona!



# Rotação pelo $\underline{p}_c$

- ▶ Translar centro  $\underline{p}_c$  até origem:

$$\underline{\underline{T}} = \begin{pmatrix} 1 & 0 & -p_x \\ 0 & 1 & -p_y \\ 0 & 0 & 1 \end{pmatrix}$$

- ▶ Rotacione:

$$\underline{\underline{R}} = \begin{pmatrix} \cos \theta & -\sin \theta & 0 \\ \sin \theta & \cos \theta & 0 \\ 0 & 0 & 1 \end{pmatrix}$$

- ▶ Translar de volta:

$$\underline{\underline{T}}^{-1} = \begin{pmatrix} 1 & 0 & p_x \\ 0 & 1 & p_y \\ 0 & 0 & 1 \end{pmatrix}$$

- ▶ Composição pela esquerda:

$$\underline{\underline{R'}} = \underline{\underline{T}}^{-1} \underline{\underline{R}} \underline{\underline{T}}$$



# Translação

```
▶ function TransMatrix($t)
{
  return array
  (
    array(1.0,0.0,$t[0]),
    array(0.0,1.0,$t[1]),
    array(0.0,0.0,1.0),
  );
}
```



# Rotação

```
▶ function RotationMatrix($theta)
{
  return array
  (
    array(cos($theta), -sin($theta)), $t[0]),
    array(sin($theta), cos($theta)), $t[1]),
    array(0.0, 0.0, 1.0),
  );
}
```



# Escalonamento

```
▶ function ScalingMatrix($lambdax,$lambday)
{
  return array
  (
    array($lambdax,0.0,$t[0]),
    array(0.0,$lambday,$t[1]),
    array(0.0,0.0,1.0),
  );
}
```



# Transformação

```
▶ function Transform($A,$p)
{
  $pp=array();
  for ($i=0;$i<count($A);$i++)
  {
    $pp[$i]=0.0;
    for ($j=0;$j<count($A[$i]);$j++)
    {
      $pp[$i]+=$A[$i][$j]*$p[$j];
    }
  }
  return $pp;
}
```



# Composição - Multiplicação

```
▶ function MatrixMult($A,$B)
{
  $C=array();
  for ($i=0;$i<count($A);$i++)
  {
    $C[$i]=array();
    for ($j=0;$j<count($A);$j++)
    {
      $C[$i][$j]=0.0;
      for ($k=0;$k<count($A);$k++)
      {
        $C[$i][$j]+=$A[$i][$k]*$B[$k][$j];
      }
    }
  }
  return $C;
}
```



# Elipse roteado

- ▶ Elipse em  $(\frac{1}{2}, \frac{1}{2})$ , semieixos  $(\frac{1}{2}$  e  $\frac{1}{4})$ , roteado  $\frac{\pi}{3}$  graus pelo centro

- ▶ 

```
$ps=Ellipse(200,array(0.5,0.5),0.5,0.25);
for ($m=0;$m<count($ps);$m++)
{
    $ps[$m][2]=1.0;
}
```

```
$T=TransMatrix(array(-0.5,-0.5));
```

```
$R=RotationMatrix(pi()/3.0);
```

```
$TT=TransMatrix(array(0.5,0.5));
```

```
$R1=MatrixMult($R,$T);
```

```
$R2=MatrixMult($TT,$R1);
```





## Eclipse roteado

```
▶ $pss=array();
  $psss=array();
  $psssss=array();
  for ($m=0;$m<count($ps);$m++)
  {
    $pss[$m]=Transform($T,$ps[$m]);
    $psss[$m]=Transform($R1,$ps[$m]);
    $psssss[$m]=Transform($R2,$ps[$m]);
  }
```

```
DrawPolygon($image,$ps,$colors[0],FALSE,10);
DrawPolygon($image,$pss,$colors[1],FALSE,10);
DrawPolygon($image,$psss,$colors[2],FALSE,10);
DrawPolygon($image,$psssss,$colors[3],FALSE,10);
```



## Elipse roteado

